

C-EE-A-EMG-2L-BB Series

LED Standard Emergency Light with Two Adjustable Heads



THE EMERGENCY LIGHT THAT WON'T FAIL YOU

Backed by a 5-year warranty, our UL listed Emergency Light features self-test, high-lumen and remote capable options. It comes equipped with a quick-connect back plate to make installation quick and easy. With flexible options to meet your application needs, this fixture ensures you'll get to your next job in no time.



PRODUCT SPECIFICATIONS

OVERVIEW

- Input Power: Input Power: 2.1W (Remote capable) 2W (Standard)
- Finish Color: Black or White
- Operating Temperature Range: 32°F to 122°F (0°C to 50°C)
- Battery Backup: Yes
- Limited Warranty: 5 Years*
- UL Listed
- Remote capable can accommodate 3W
- Self-test diagnostics option available
- High-lumen option available
- Meets UL924, NFPA 101 Life Safety Code, NEC & OSHA codes

EASY INSTALL	RECOMMENDED USE	INPUT VOLTAGE
<ul style="list-style-type: none"> • Quick connect back plate fits most standard junction boxes • Snaps into place for easy surface mounting 	<ul style="list-style-type: none"> • General purpose emergency lighting • Indoor commercial, retail & industrial applications • Flexibility of additional remote locations 	<ul style="list-style-type: none"> • (120V or 277V Operation)

ORDERING INFORMATION

Example: C-EE-A-EMG-2L-BB-REM-HL-ST-WH

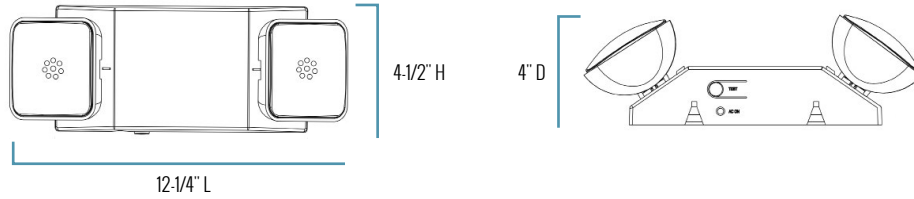
C-EE	A	EMG	2L	BB				
PRODUCT	SERIES	TYPE	LUMEN PACKAGE	BATTERY	OPTION	HIGH LUMEN	SELF-TEST	COLOR
C-EE	A	EMG LED Emergency Light	2L 2 LED Heads	BB Battery Backup	REM Remote Capability*	[Blank] Standard Lumen 45L/head HL High Lumen 65L/head	[Blank] Manual Test ST Self-Test Diagnostics	WH White BK Black

* Remote unit 3W, 3.6V remote capability

CERTIFICATIONS:



C-EE-A-EMG-2L-BB Series



SERIES OVERVIEW

DIMENSIONS	PRODUCT WEIGHT
12-1/4" L x 4-1/2" H x 4" D	1.7 lbs. 2.0 lbs. (Remote Capable)

FIXTURE SPECIFICATIONS

HOUSING	Injection-molded, 5VA flame retardant thermoplastic housing
MOUNTING	Quick-connect back plate makes surface mounting to standard junction box easy Snaps into place making internal electrical connections Top knockout for conduit applications Suitable for wall or ceiling mount
INCLUDES	Two adjustable 1W LED lampheads Sealed, 3.6V maintenance-free nickel cadmium battery backup (Minimum 90 minute emergency illumination) Charge/power on LED indicator (battery recharges within 24 hours via internal solid state, two rate charger) Push to test switch for non-self-test units

ELECTRICAL PERFORMANCE

OPERATING TEMPERATURE RANGE		
32°F to 122°F (0°C to 50°C)		
INPUT VOLTAGE	120V	277V
CURRENT DRAW (Amps):	0.022A (C-EE-A-EMG-2L-BB)	0.010A (C-EE-A-EMG-2L-BB)
	0.025A (C-EE-A-EMG-2L-BB-REM)	0.012A (C-EE-A-EMG-2L-BB-REM)

WARRANTY AND CERTIFICATIONS

WARRANTY	UL LISTED
5 Year Limited	Damp Locations

CA RESIDENTS WARNING: Cancer and Reproductive Harm - www.p65warnings.ca.gov

US: creelighting.com, e-conolight.com

Distribution/Sales: 855-617-2733 | Customer Service: 888-243-9445



Rev. Date: 07/19/2021





For informational purposes only. Content is subject to change. *See lighting.cree.com/warranty for details

C-LITE
LED LIGHTING

C-EE-A-EMG-2L-BB Series

ACCESSORIES

	1W SINGLE REMOTE HEAD - WHITE
	SKU: C-EE-A-EMG-1L-REM-WH USE: Damp Listed
	1W SINGLE REMOTE HEAD - GRAY
	SKU: C-EE-A-EMG-1L-REM-WET-GR USE: Wet Listed
	1W DOUBLE REMOTE HEAD - 2W TOTAL - WHITE
	SKU: C-EE-A-EMG-2L-REM-WH USE: Damp Listed
	1W DOUBLE REMOTE HEAD - 2W TOTAL - GRAY
	SKU: C-EE-A-EMG-2L-REM-WET-GR USE: Wet Listed

	SELF-TEST 1W SINGLE REMOTE HEAD - WHITE
	SKU: C-EE-A-EMG-1L-REM-ST-WH USE: Damp Listed, for use with self-test fixtures only.
	SELF-TEST 1W SINGLE REMOTE HEAD - GRAY
	SKU: C-EE-A-EMG-1L-REM-WET-ST-GR USE: Wet Listed, for use with self-test fixtures only.
	SELF-TEST 1W DOUBLE REMOTE HEAD - 2W TOTAL - WHITE
	SKU: C-EE-A-EMG-2L-REM-ST-WH USE: Damp Listed, for use with self-test fixtures only.
	SELF-TEST 1W DOUBLE REMOTE HEAD - 2W TOTAL - GRAY
	SKU: C-EE-A-EMG-2L-REM-WET-ST-GR USE: Wet Listed, for use with self-test fixtures only.

©2021 Cree Lighting, A company of IDEAL INDUSTRIES. All rights reserved. For informational purposes only. Content is subject to change. Patent www.creelighting.com/patents. C-Lite and the C-Lite logo are registered trademarks of Cree Lighting. The UL logo is a registered trademark of UL LLC.

US: creelighting.com, e-conolight.com

Distribution/Sales: 855-617-2733 | Customer Service: 888-243-9445

Rev. Date: 07/19/2021

For informational purposes only. Content is subject to change. *See lighting.cree.com/warranty for details

C-LITE
LED LIGHTING