

Cree® HXB Series

LED High-Bay Luminaire



EVEN-TEMPERED EVEN WHEN TEMPERATURES AREN'T.

High Performance for a High-Bay

The Cree® HXB Series High-Bay luminaire delivers up to 70,000 lumens and up to 150 LPW for DLC Premium certification; safely and efficiently illuminating your facilities for years of worry-free performance. Engineered to deliver and maintain the light levels you need when replacing up to 1000W metal halides, the HXB Series performs today and for the next 100,000 hours in the most extreme applications.

Performance Without Compromise

The Cree® HXB Series High-Bay dominates thermal extremes with its patented zipper fin heat sink and aluminum driver housing, delivering performance without compromise in freezing cold or sweltering heat with ambient listings ranging from -40° F to +140°F.

Powerful Energy and Maintenance Savings

With best-in-class energy savings, the HXB Series stands alone, providing ultra-long life, zero restrike times and virtually maintenance-free performance in the toughest environments — all backed with Cree's 10-year limited warranty.



CREE  TM

HXB SERIES HIGH-BAY LUMINAIRE

The HXB Series is redefining the high-bay category, delivering remarkable light quality and dependable performance in even the toughest applications. Available in two sizes, the HXB Series delivers 35,000 or 70,000 lumens of exceptional illumination, providing one-for-one replacements of 750W or 1000W HID luminaires and over 55% energy savings over traditional sources.

PERFORMANCE SUMMARY
Lumens: 35,000 or 70,000 lumens
LPW: Up to 150 LPW
Color Temperature: 3500K, 4000K or 5000K
CRI: 70 or 80 CRI
Mounting: Hook and cord, or pendant; safety cable standard
Input Voltage: 120-277V (UL), 347-480V (UH)
Dimming: 0-10V dimming to 10%
Operating Temperature: -40°C to +60°C [-40°F to +140°F]

INSTALLATION MADE EASY - UNIVERSAL MOUNTING




Hook and Cord Mount.



Pendant Mount


DESIGNED TO PERFORM



Thermal Management
A unique aluminum bonded zipper fin heat sink provides serious thermal management for long lifetime and exceptional efficacy in extreme operating temperatures.


Optics
IP6X optical assembly keeps dust and dirt away from LEDs and maintains light output. Available in aisle (35L) and flood (35L, 70L).

APPLICATIONS



Industrial Warehouse and Manufacturing

Cree® LED lighting is engineered to exceed the demands of the most challenging industrial and warehouse spaces. Better light quality improves productivity, safety and quality control while long life and low maintenance mean minimal work interruptions.



Retail

Retail spaces rely on presenting their products in the best light. Even in big-box stores, Cree LED lighting offers highly-efficient, low maintenance solutions that light up the aisles for a more pleasing shopping experience.

FORM FACTORS



35,000 lumens



70,000 lumens

OPTIONAL REFLECTORS AND UPLIGHT PERFORMANCE

<p>White Opaque Reflector 0.3% Uplight</p> 	<p>Clear Translucent Reflector 2.1% Uplight</p> 	<p>White Opaque Reflector with Uplight 4.5% Uplight</p> 
-------------------------------------------------------------------------------------------------------------------------------------------	------------------------------------------------------------------------------------------------------------------------------------------------	----------------------------------------------------------------------------------------------------------------------------------------------------------

Visit lighting.cree.com or contact a Cree lighting representative to learn more.

info@cree.com | 800.236.6800

© 2018 Cree, Inc. All rights reserved. For informational purposes only. Not a warranty or specification. See lighting.cree.com/warranty for warranty and specifications. Cree® is a registered trademark and the Cree logo is a trademark of Cree, Inc. CAT/SSHT-C071 Rev. Date: 07/12/18

