

C-AR-A-SL3/SL4/SL5-9L/10L Series

LED Area Light - Type III/Type IV/Type V
Replaces 250W MH



EXCEPTIONAL EFFICIENCY, EASY INSTALLATION, HIGH RELIABILITY.

Get big energy savings from this highly reliable LED area light at a great value price.



PRODUCT SPECIFICATIONS

OVERVIEW

- Initial Delivered Lumens: 9,200 - 10,100
- CRI: 80+
- CCT: 3000K, 4000K, 5000K
- Mounting: Sold Separately
- Input Power: 73 Watts
- Dimmable: (0-10V) Dimming to 10%
- Operating Temperature Range: -40°C (-40°F) - 40°C (104°F)
- Estimated L70 Lifetime @ 25°C: >100,000 hours
- Power Factor: > 0.9
- Total Harmonic Distortion: < 20%
- Limited Warranty: 5 Years*
- Replaces 250W MH

FEATURES	RECOMMENDED USE	INPUT VOLTAGE
<ul style="list-style-type: none"> • Exceptional rebate friendly efficiency up to 136 LPW • Light weight for easy installation • Enhanced 10kVA surge suppression for high reliability • Sleek, high performance design 	<ul style="list-style-type: none"> • Automobile Dealerships • Parking Lots • General Area Lighting 	<ul style="list-style-type: none"> • Universal (120V through 277V Operation)

ORDERING INFORMATION

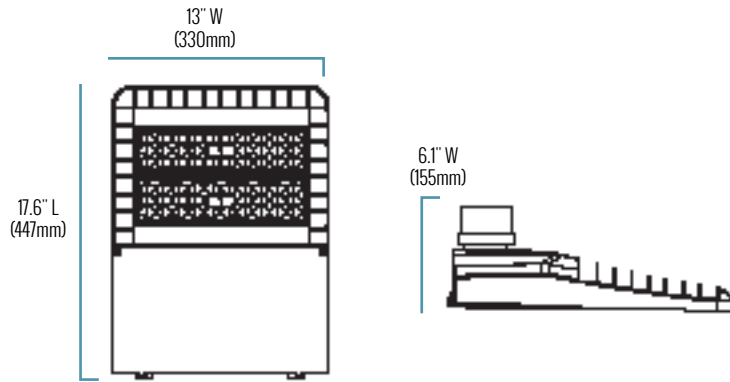
Example: C-AR-A-SL3-9L-30K-UL-3PC-DB

C-AR-A				UL	3PC	DB
PRODUCT	TYPE	LUMEN PACKAGE	CCT	VOLTAGE	INCLUDED	COLOR
C-AR-A	SL3 Area Light Type III SL4 Area Light Type IV SL5 Area Light Type V	9L Type III: 9,200 Lumens, 73W, (30K) 9,400 Lumens, 73W, (40K) Type IV: 9,300 Lumens, 73W, (30K) 9,400 Lumens, 73W, (40K) Type V: 9,300 Lumens, 73W, (30K) 10L Type III: 9,900 Lumens, 73W, (50K) Type IV: 9,900 Lumens, 73W, (50K) Type V: 9,800 Lumens, 73W, (40K) 10,100 Lumens, 73W, (50K)	30K Warm White (3000K) 40K Neutral White (4000K) 50K Cool White (5000K)	UL 120V-277V	3PC 3-Pin Receptacle w/ Shorting Cap	DB Dark Bronze

CERTIFICATIONS:



C-AR-A-SL3/SL4/SL5-9L/10L Series



SERIES OVERVIEW

DIMENSIONS	PRODUCT WEIGHT	MOUNTING HEIGHT	SPACING
17.6" (447mm) L x 13" (330mm) W x 6.1" (155mm) H (with short cap)	10 lbs.	15-24 feet typical	4 to 5 times the mounting height to meet minimum security lighting

FIXTURE SPECIFICATIONS

HOUSING	Die-cast aluminum with hinged door for easy installation UV stabilized powder coat finish
LENS ASSEMBLY	Type III optics, Type IV optics, Type V optics
MOUNTING (SOLD SEPARATELY)	2" Slip Fitter for 2 3/8" O.D. tenon Trunnion Mount 8" direct arm pole mount Tilt up to 45° orientation only

ELECTRICAL PERFORMANCE

OPERATING TEMPERATURE RANGE	ESTIMATED L70 LIFETIME @ 25°C (77°F)	POWER FACTOR	TOTAL HARMONIC DISTORTION
-40°C (-40°F) - 40°C (104°F)	>100,000 Hours	>0.9	<20%

LUMEN PACKAGE	SYSTEM WATTS (120-277V)	CURRENT DRAW (AMPS)			
		120V	208V	240V	277V
9L/10L	73W	0.611A	0.353A	0.306A	0.282A

WARRANTY AND CERTIFICATIONS

WARRANTY	UL LISTED	DLC	INTERNATIONAL DARK SKY
5 Year Limited*	Wet Locations	DLC Premium Qualified. Please refer to www.designlights.org/QPL for most current information.	Dark Sky Friendly, IDA Approved when ordered with 30K CCT and direct pole mount only. Please refer to https://www.darksky.org/our-work/lighting/lighting-for-industry/fsa/fsa-products/ for most current information.

CA RESIDENTS WARNING: Cancer and Reproductive Harm - www.p65warnings.ca.gov

US- creelighting.com, e-conolight.com

Distribution/Sales- 855-617-2733 Customer Services- 888-243-9445


Rev. Date: V2 05/20/2020

For informational purposes only. Content is subject to change. *See lighting.cree.com/warranty for details




C-LITE
LED LIGHTING

C-AR-A-SL3/SL4/SL5-9L/10L Series

ACCESSORIES

	PHOTOCELL - NEMA 3-PIN STYLE
	SKU: C-ACC-A-PCELL-NEMA3-LV USE: Dusk to Dawn operation

MOUNTING OPTIONS

	8" DIRECT POLE MOUNT
	SKU: C-ACC-MTPL-AR-SL345-8IN-DB USE: Mounts to minimum 4" square poles. For use with C-AR-A-SL Series only
	TRUNNION MOUNT U BRACKET
	SKU: C-ACC-A-AUB-AR-SL345-3X5X6-DB USE: For wall mounting on C-AR-A-SL Series
	2" SLIP FITTER
	SKU: C-ACC-A-MTSL-2IN USE: 2" Slip fitter for pole mount 2 3/8" tenon

C-AR-A-SL3/SL4/SL5-9L/10L Series

LUMINAIRE EPA

Direct Pole Arm Mount - C-ACC-MTPL-AR-SL345-8IN-DB

LUMEN PACKAGE	SINGLE	2 @ 90°	2 @ 180°	3 @ 90°	3 @ 120°	4 @ 90°
9L/10L	0.69	1.02	1.38	1.71	N/A	2.04

Adjustable Arm Mount - C-ACC-A-MTSL-2IN

	SINGLE	2 @ 180°	2 @ 90°	3 @ 90°	3 @ 120°	3 @ 180°	4 @ 180°	4 @ 90°
Lumen Package	PB-1A*; PW-1A3**	PB-2A*; PD-2A4(180); PW-2A3**	PB-2A*; PD-2A4(90)	PB-3A*; PD-3A4(90)	PB-3A*	PB-3A*	PB-4A*(180)	PB-4A*(90) PD-4A4(90)

0° TILT								
All Lumen Packages	0.71	1.42	1.42	2.13	2.13	2.13	2.84	2.84
10° TILT								
All Lumen Packages	0.71	1.42	1.42	2.30	2.30	2.30	2.84	2.84
20° TILT								
All Lumen Packages	0.97	1.94	1.94	2.91	2.91	2.91	3.88	3.88
30° TILT								
All Lumen Packages	1.16	2.32	2.32	3.48	3.48	3.48	4.64	4.64
45° TILT								
All Lumen Packages	1.34	2.68	2.68	4.02	4.02	4.02	5.36	5.36

© 2020 Cree Lighting, A company of IDEAL INDUSTRIES. All rights reserved. For informational purposes only. Content is subject to change. Patent www.creelighting.com/patents. C-LITE® and the C-LITE logo are registered trademarks of Cree Lighting. The UL logo is a registered trademark of UL LLC. The DLC QPL logo is a registered trademark of Efficiency Forward, Inc.

US· creelighting.com, e-conolight.com

Distribution/Sales· 855-617-2733 Customer Services· 888-243-9445

Rev. Date: V2 05/20/2020

For informational purposes only. Content is subject to change. *See lighting.cree.com/warranty for details

C-LITE
LED LIGHTING