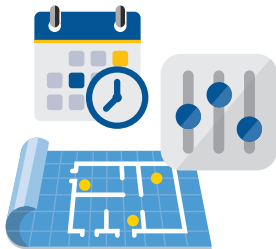



TAKE LIGHTING CONTROL TO THE NEXT LEVEL.

Historically, lighting control in parking lots or structures has been difficult, expensive or simply not practical. Traditional hard-wired and wireless control options have been faced with various obstacles — both physical and functional.

Cree Lighting's IG Series and OSQ Series, together with the Synapse® SimplySNAP wireless control solution, eliminates the headaches of the past and makes way for an intelligent parking solution.



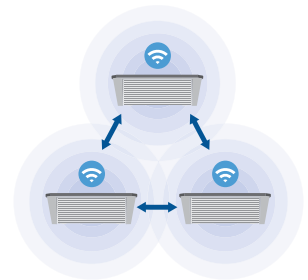
EASILY PROGRAM ZONES, SCENES, EVENTS, AND SCHEDULES

The Synapse® SimplySNAP wireless control solution gives you multiple options to adjust light levels and schedule triggered events, such as dimming or switching luminaires based on time of day. Motion and ambient light sensors can be set and monitored for individual luminaires and for designated zones.



ENSURES MAXIMUM SECURITY

Integrated or stand-alone—either choice is worry free. SimplySNAP can be managed locally via LAN or via the WPA2-PSK-secured Wi-Fi interface, with no Internet connection needed. Security is made easy with enforced password complexity with time delay and unique secure sign-ins for multi-user environments.



FLEXIBLE & FUTURE READY

Each secure, 2.4 GHz wireless mesh network connects as many as 1,000 luminaires to a SimplySNAP site controller up to a mile away with commercial-grade AES 128-bit encryption. Because the network is securely integrable, it's easily scalable—you can upgrade software, add controls, or link to your BMS without replacing the existing system.

WHEN THINGS TEND TO GET COMPLICATED, WE'VE MADE SURE THEY STAY SIMPLE.



Parking

Simple to commission and set up...

Commissioning is quick, intuitive, and can often be accomplished remotely — along with user training via online webinars — to keep costs down.

Prefer hands-on commissioning and on-site training? That's available too.



IG™ PARKING
STRUCTURE
LUMINAIRES



OSQ™ AREA
LUMINAIRES

SYNAPSE® WIRELESS CONTROL ACCESSORIES



CBSSW-450-002

The **SimplySNAP Central Base Station** serves as the heart of your lighting solution, allowing local control without the Internet using the Synapse® SimplySNAP solution and can be mounted outdoors.



TL7-B2

The **SimplySNAP Twist-Lock Controller** is a simple, field-installed enhancement for a luminaire with a NEMA® 7-pin receptacle. The controller is packaged with a full set of smart goodies - wireless communication, dimming, photocell, and utility grade power metering.



BMS-GW-002

The **BMS Gateway** serves as the bridge between the SimplySNAP Intelligent Lighting Solution and a Building Management Systems (BMS). This integration makes managing and maintaining all of your facility's automated applications through one system possible.



WSN-DPM

The **Wireless Sensor** measures occupancy and/or light levels in an area and sends those measurements to the on-site controller. A single sensor can be used to direct the behavior of an entire group of lights in the same zone.

KEY BENEFITS

- Reliable mesh network works around concrete buttresses, corners, trees, buildings, signage, displays, hills, low spots and other line-of-sight obstructions
- Utility-grade power monitoring provides real-time visibility into energy costs and loads
- Managing lighting needs in different levels and zones
- Schedules for adjust dimming levels to conserve energy and create scenes to apply behaviors across groups of lights
- Alerts and notifications inform you of signal loss, luminaire status and other events
- BACnet compatible: integrates with third-party building management systems and platforms

