

IG Series

LED Parking Garage Luminaire

Product Description

Cree innovates again to reset the performance benchmark in parking garage applications with the IG Series featuring WaveMax® Technology, our innovative optical waveguide platform. Available in 33 watt and 66 watt, two lumen packages are offered to satisfy IESNA RP-20-14 Basic and IESNA Security Zone G-1-03 requirements for environments seeking higher light levels for improved safety and security. The streamlined design breaks away from dated traditional designs, blending form and function, to deliver superior low-glare illumination.

Applications: Parking garages

Performance Summary

| |
|--|
| Utilizes Cree WaveMax® Technology |
| Initial Delivered Lumens: 3,430 - 7,500 lumens |
| Input Power: 33 or 66 watts |
| Efficacy: Up to 118 LPW |
| Optic: Type V Short Distribution |
| Assembled in the USA of U.S. and imported parts |
| CCT: 3000K (+/- 300K), 4000K (+/- 300K), 5700K (+/- 500K) |
| CRI: Minimum 80 CRI |
| Limited Warranty*: 10 years on luminaire/5 years on ENC and PML options |

* See <http://lighting.cree.com/warranty> for warranty terms

Accessories

| Field-Installed | |
|--|---|
| Hand-Held Remote XA-SENSREM - For successful implementation of the programmable multi-level option, a minimum of one hand-held remote is required | Snap-On Side Light Shield IG-SLS - Clear anodized aluminum construction - Order one shield per side as needed - IES files available at http://lighting.cree.com/products/outdoor/parking-structure/ig-series |

Ordering Information

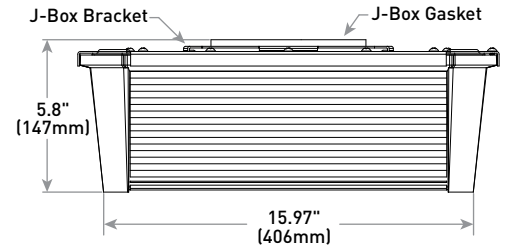
Fully assembled luminaire is composed of two components that must be ordered separately:
 Example: **Mount:** IG-JBWH + **Luminaire:** IG-NM-5S-A-40K-UL-WH

| Mount (Luminaire must be ordered separately) | |
|--|--------------------------------|
| IG- | WH |
| IG-JB Junction Box IG-PD Pendant | Color Options: WH White |

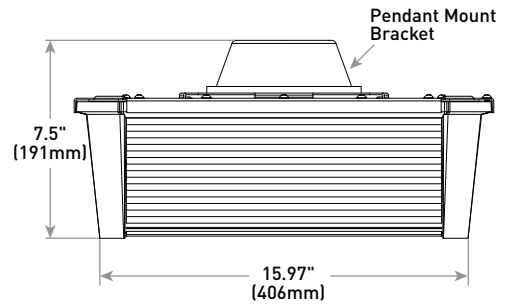
| Luminaire (Mount must be ordered separately) | | | | | | | |
|--|----------------|--------------------|------------------------|--|------------------------------|-------------|---|
| IG | NM | 5S | | | | WH | |
| Product | Mounting | Optic | Input Power Designator | CCT | Voltage | Color | Options |
| IG | NM No Mount | 5S Type V Short | A 33W J 66W | 30K 3000K 40K 4000K 57K 5700K | UL 120-277V 34 347V | WH White | PML Programmable Multi-Level - Refer to PML spec sheet for details ENC ENCELUM® Enabled - Available with J input power designator only - Not available with 34 voltage or PML option - Factory-installed OSRAM ENCELUM® EN-WCM-ZB-DR module - Commissioning and services by others - Refer to www.encelium.com for additional information - Power consumption increases by 1W |



JB Mount



PD Mount



Weight

10 lbs. [4.5kg]



Rev. Date: V12 10/04/2018



Product Specifications

CREE WAVEMAX® TECHNOLOGY

Featuring up to 90% optical efficiency and precise control, Cree WaveMax® Technology provides unmatched comfort and decreased LED source luminance by smoothly spreading brightness over a broader area. When integrated with luminous surfaces made of a polymer medium engineered with DiamondFacet™ optical elements, extremely high efficacy luminaires are the result – ultimately creating more visually comfortable and appealing environments while exceeding illumination performance.

CONSTRUCTION & MATERIALS

- Impact resistant white polycarbonate housing and acrylic lenses
- Corrosion resistant anodized aluminum top plate
- Low profile, lightweight design provides ease of installation
- Standard luminaire can mount to both pendant or J-box (specify mount in ordering table above)
- J-Box mounting bracket mounts directly over existing 4" (102mm) square, rectangular or octagonal junction boxes only
- Pendant mount includes 6" (152mm) wires out of luminaire and provides a splice location for mounting to 3/4" IP pendant (by others)
- **Weight:** 10 lbs. (4.5kg)

OPTICAL SYSTEM

- WaveMax® Technology that improves optical control, optical efficiency, energy efficiency and the overall visual experience
- Acrylic Lenses with DiamondFacet™ Microlenses
- Unmatched low-glare comfort and decreased LED source luminance by smoothly spreading brightness over the optical lenses
- 6% Uplight
- <15% (vs DLC's 25% maximum requirement) of the total lumens fall in the 70-80° zone, reducing high angle brightness while providing superior vertical illumination
- Provides up to twice the vertical illumination recommended in RP-20-14

ELECTRICAL SYSTEM

- **Input Voltage:** 120-277V or 347V, 50/60Hz, Class 1 drivers
- **Power Factor:** > 0.9 at full load
- **Total Harmonic Distortion:** < 20% at full load
- **Input Power:** Stays constant over life
- **Operating Temperature Range:** -40°C - +40°C (-40°F - +104°F)
- Designed with 0-10V dimming capabilities standard. Controls by others (Non-PML versions only)
- Integral 6kV surge suppression protection standard
- When code dictates fusing, a slow blow fuse or type C/D breaker should be used to address inrush current

REGULATORY & VOLUNTARY QUALIFICATIONS

- cULus Listed
- Suitable for wet locations
- Suitable for operation in ambient not exceeding 40°C (104°F)
- Requires minimum 90°C supply conductors for 120-277V models
- Requires minimum 75°C supply conductors for 347V models
- Enclosure rated IP66 per IEC 60529
- 6kV surge suppression protection tested in accordance with IEEE/ANSI C62.41.2
- Meets FCC Part 15, Subpart B, Class A standards for conducted and radiated emissions
- Meets Buy American requirements within ARRA
- DLC and DLC Premium qualified versions available. Please refer to <https://www.designlights.org/search/> for most current information
- RoHS compliant. Consult factory for additional details
- **CA RESIDENTS WARNING:** Cancer and Reproductive Harm – www.p65warnings.ca.gov

| Electrical Data* | | | | | | | |
|------------------------|-----------------------|-------------------|-------------------|------|------|------|------|
| Input Power Designator | System Watts 120-277V | System Watts 347V | Total Current (A) | | | | |
| | | | 120V | 208V | 240V | 277V | 347V |
| A | 33 | 35 | 0.29 | 0.17 | 0.15 | 0.13 | 0.11 |
| J | 66 | 69 | 0.57 | 0.33 | 0.28 | 0.25 | 0.20 |

* Electrical data at 25°C (77°F). Actual wattage may differ by +/- 10% when operating between 120-347V +/- 10%

| IG Series Ambient Adjusted Lumen Maintenance ¹ | | | | | |
|---|-------------|-----------------------------------|------------------------------------|------------------------------------|-------------------------------------|
| Ambient | Initial LMF | 25K hr Projected ² LMF | 50K hr Calculated ² LMF | 75K hr Calculated ³ LMF | 100K hr Calculated ³ LMF |
| 0°C (32°F) | 1.04 | 1.04 | 1.04 | 1.04 | 1.04 |
| 5°C (41°F) | 1.03 | 1.03 | 1.03 | 1.03 | 1.03 |
| 10°C (50°F) | 1.02 | 1.02 | 1.02 | 1.02 | 1.02 |
| 15°C (59°F) | 1.02 | 1.02 | 1.02 | 1.02 | 1.02 |
| 20°C (68°F) | 1.01 | 1.01 | 1.01 | 1.01 | 1.01 |
| 25°C (77°F) | 1.00 | 1.00 | 1.00 | 1.00 | 1.00 |
| 30°C (86°F) | 0.99 | 0.99 | 0.99 | 0.99 | 0.99 |
| 35°C (95°F) | 0.98 | 0.98 | 0.98 | 0.98 | 0.98 |
| 40°C (104°F) | 0.98 | 0.98 | 0.98 | 0.98 | 0.98 |

¹Lumen maintenance values at 4000K and 25°C (77°F) are calculated per TM-21 based on LM-80 data and in-situ luminaire testing. Luminaire ambient temperature factors (LATF) have been applied to all lumen maintenance factors. Please refer to the [Temperature Zone Reference Document](#) for outdoor average nighttime ambient conditions

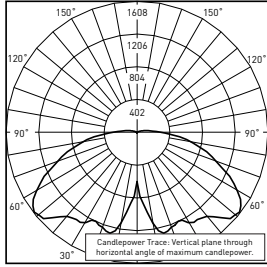
²In accordance with IESNA TM-21-11, Projected Values represent interpolated value based on time durations that are within six times (6X) the IESNA LM-80-08 total test duration (in hours) for the device under testing (DUT) i.e. the packaged LED chip

³In accordance with IESNA TM-21-11, Calculated Values represent time durations that exceed six times (6X) the IESNA LM-80-08 total test duration (in hours) for the device under testing (DUT) i.e. the packaged LED chip

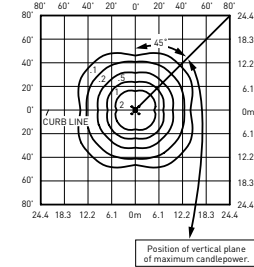
Photometry

All published luminaire photometric testing performed to IESNA LM-79-08 standards by a NVLAP accredited laboratory. To obtain an IES file specific to your project consult: <http://lighting.cree.com/products/outdoor/parking-structure/ig-series>

55



RESTL Test Report #: PL09173-002B
IG--5S-J-30K-UL**
Initial Delivered Lumens: 6,923

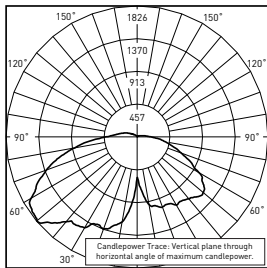


IG--5S-J-40K-UL**
Mounting Height: 15' (4.6m) A.F.G.
Initial Delivered Lumens: 7,500
Initial FC at grade

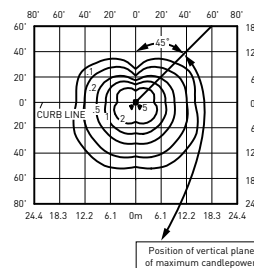
| Type V Short Distribution | | | | | | |
|---------------------------|---------------------------|----------------------------|---------------------------|----------------------------|---------------------------|----------------------------|
| Input Power Designator | 3000K | | 4000K | | 5700K | |
| | Initial Delivered Lumens* | BUG Ratings** Per TM-15-11 | Initial Delivered Lumens* | BUG Ratings** Per TM-15-11 | Initial Delivered Lumens* | BUG Ratings** Per TM-15-11 |
| A | 3,430 | B2 U3 G1 | 3,910 | B2 U3 G2 | 3,910 | B2 U3 G2 |
| J | 6,930 | B3 U3 G2 | 7,500 | B3 U3 G2 | 7,500 | B3 U3 G2 |

* Initial delivered lumens at 25°C (77°F). Actual production yield may vary between -10 and +10% of initial delivered lumens
 ** For more information on the IES BUG (Backlight-Uplight-Glare) Rating visit: <https://www.ies.org/wp-content/uploads/2017/03/TM-15-11BUGRatingsAddendum.pdf>

55 w/IG-SLS ACCESSORY



CESTL Test Report #: PL12228-002C
IG--5S-J-40K-UL w/Single IG-SLS**
Initial Delivered Lumens: 6,540



IG--5S-J-40K-UL w/Single IG-SLS**
Mounting Height: 15' (4.6m) A.F.G.
Initial Delivered Lumens: 6,750
Initial FC at grade

Note: For IES files for this and additional shielding configurations, please visit <http://lighting.cree.com/products/outdoor/parking-structure/ig-series>

| Type V Short Distribution w/Side Light Shield | | | | | | | |
|---|--------------|---------------------------|----------------------------|---------------------------|----------------------------|---------------------------|----------------------------|
| Input Power Designator | Shield(s) | 3000K | | 4000K | | 5700K | |
| | | Initial Delivered Lumens* | BUG Ratings** Per TM-15-11 | Initial Delivered Lumens* | BUG Ratings** Per TM-15-11 | Initial Delivered Lumens* | BUG Ratings** Per TM-15-11 |
| A | Single | 3,087 | B2 U3 G2 | 3,519 | B2 U3 G2 | 3,519 | B2 U3 G2 |
| | Two Opposite | 2,710 | B1 U3 G1 | 3,089 | B1 U3 G1 | 3,089 | B1 U3 G1 |
| | Two Adjacent | 2,710 | B2 U3 G2 | 3,089 | B2 U3 G2 | 3,089 | B2 U3 G2 |
| | Three | 2,264 | B1 U3 G1 | 2,581 | B1 U3 G1 | 2,581 | B1 U3 G1 |
| | Four | 1,784 | B1 U1 G1 | 2,033 | B1 U1 G1 | 2,033 | B1 U1 G1 |
| J | Single | 6,237 | B3 U3 G3 | 6,750 | B3 U3 G3 | 6,750 | B3 U3 G3 |
| | Two Opposite | 5,475 | B2 U3 G2 | 5,925 | B2 U3 G2 | 5,925 | B2 U3 G2 |
| | Two Adjacent | 5,475 | B3 U3 G3 | 5,925 | B3 U3 G3 | 5,925 | B3 U3 G3 |
| | Three | 4,574 | B2 U3 G2 | 4,950 | B2 U3 G2 | 4,950 | B2 U3 G2 |
| | Four | 3,604 | B1 U1 G1 | 3,900 | B2 U1 G1 | 3,900 | B2 U1 G1 |

* Initial delivered lumens at 25°C (77°F). Actual production yield may vary between -10 and +10% of initial delivered lumens
 ** For more information on the IES BUG (Backlight-Uplight-Glare) Rating visit: <https://www.ies.org/wp-content/uploads/2017/03/TM-15-11BUGRatingsAddendum.pdf>

